

Results from Pulse Survey #4

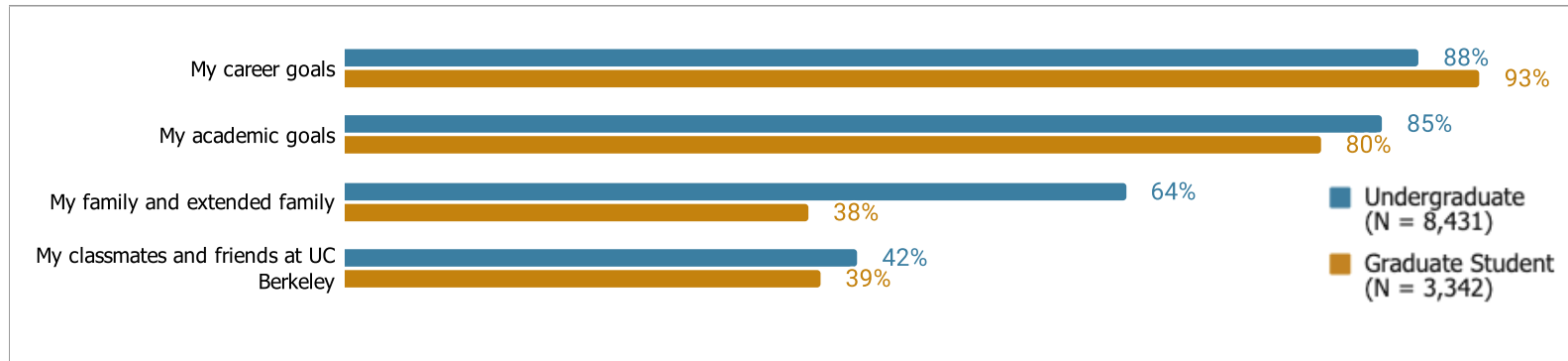
UC Berkeley Student Experiences in Fall 2020

11 January 2021

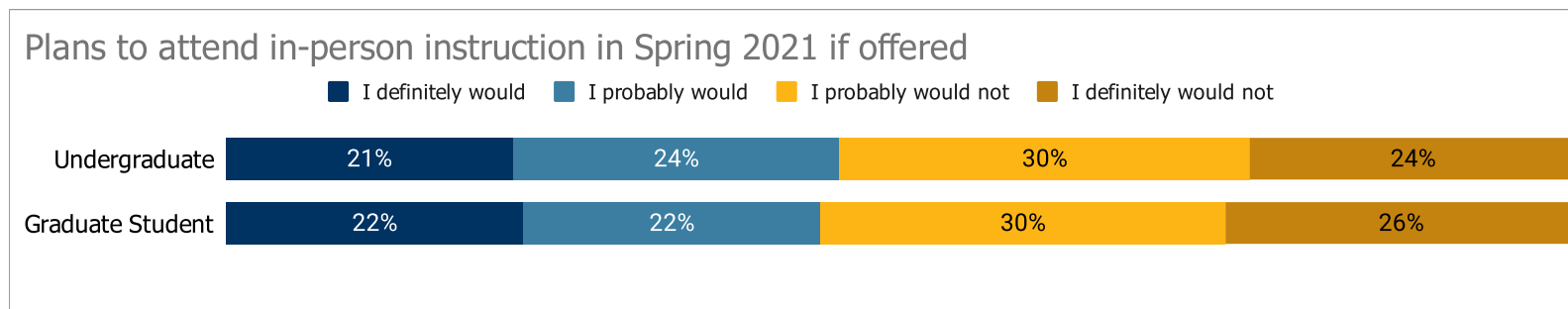


As we continually adjust to the changes due to the COVID-19 pandemic, UC Berkeley administered four Pulse Surveys in Fall 2020 to better understand and address student needs. During the 16th week through exam week, all undergraduate (N = 30,799) and graduate students (N = 11,548) were invited to take the final Pulse Survey. The response rate was 28% (n = 8,594) for undergraduates and 29% (n = 3,389) for graduate students.

Sources of motivation for students academically



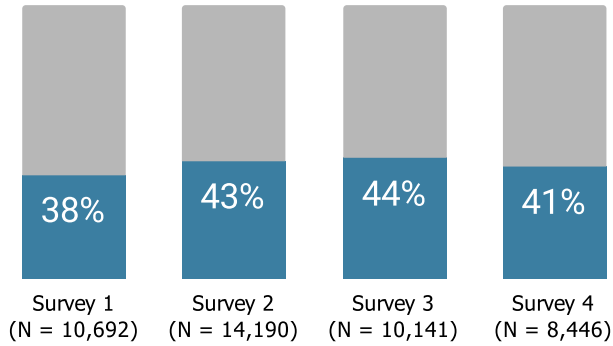
Interest in in-person instruction



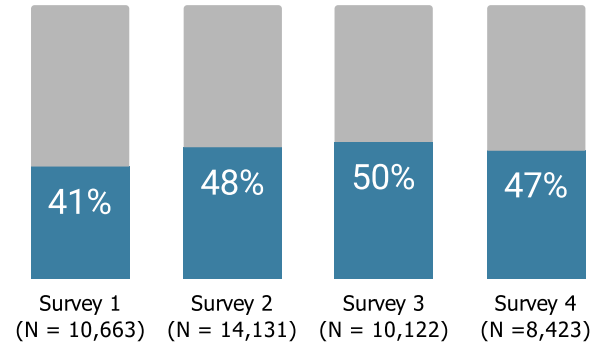
Student mental health

Rates of depression and anxiety decreased slightly at the end of Fall 2020. The pulse surveys were conducted about four weeks apart.

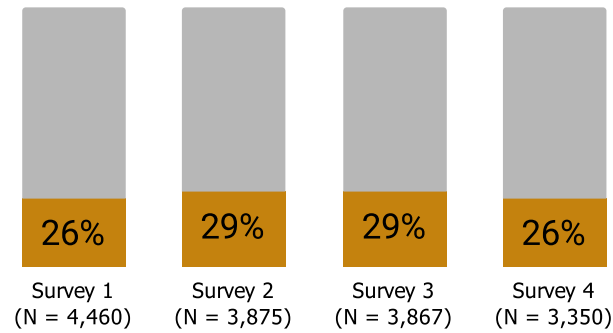
Undergraduates: Percent of responses associated with major depressive disorder



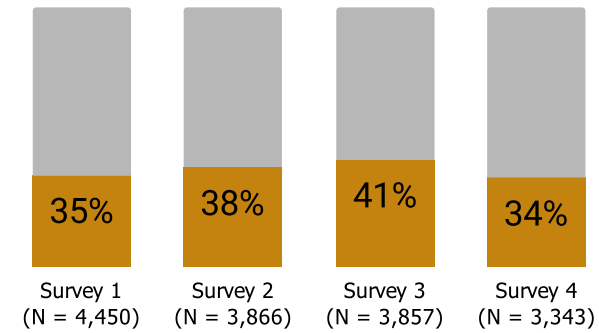
Undergraduates: Percent of responses associated with generalized anxiety disorder



Graduate students: Percent of responses associated with major depressive disorder



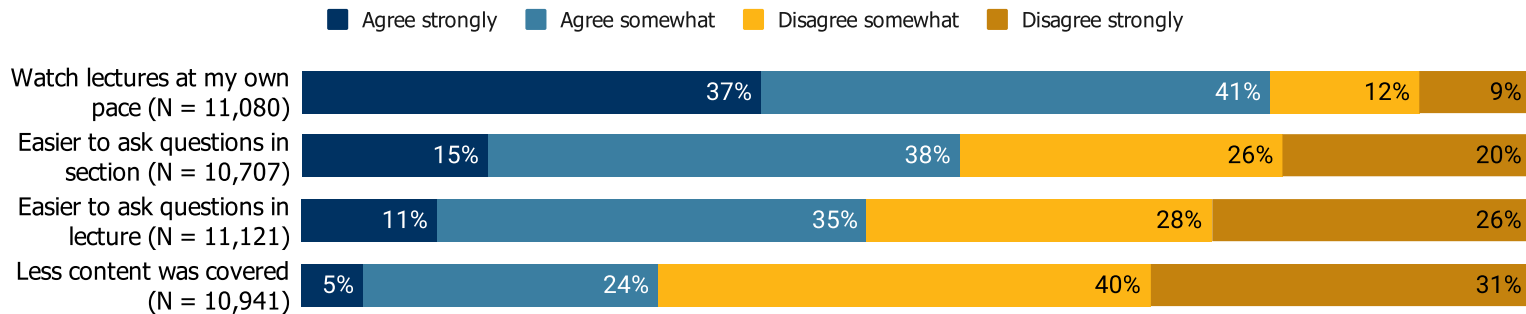
Graduate students: Percent of responses associated with generalized anxiety disorder



Silver linings and accommodations

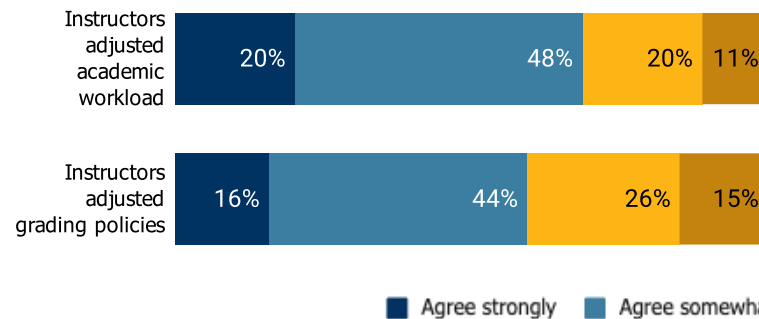
There were many challenges with remote instruction, but students appreciated the ability to watch lectures at their own pace and some students found it easier than in-person instruction to ask questions during discussion sections.

Compared to in-person instruction, remote instruction was better because...

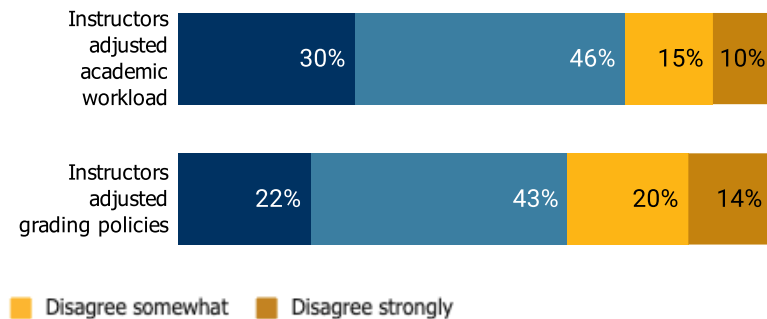


Two-thirds of undergraduates and more than three-quarters of graduate students agreed that instructors adjusted workload because of remote instruction. The majority of students also agreed that instructors adjusted grading policies.

Undergraduates (N = 8,466)

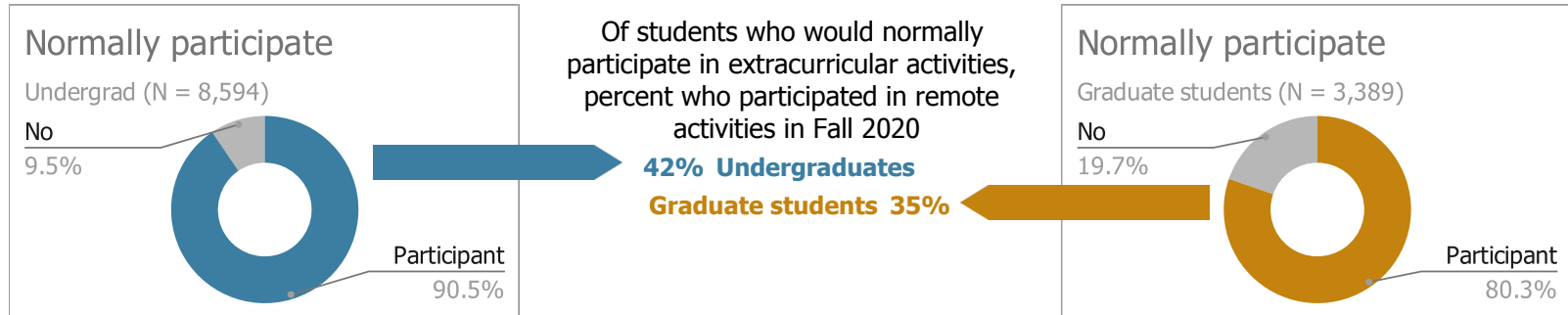


Graduate students (N = 2,837)

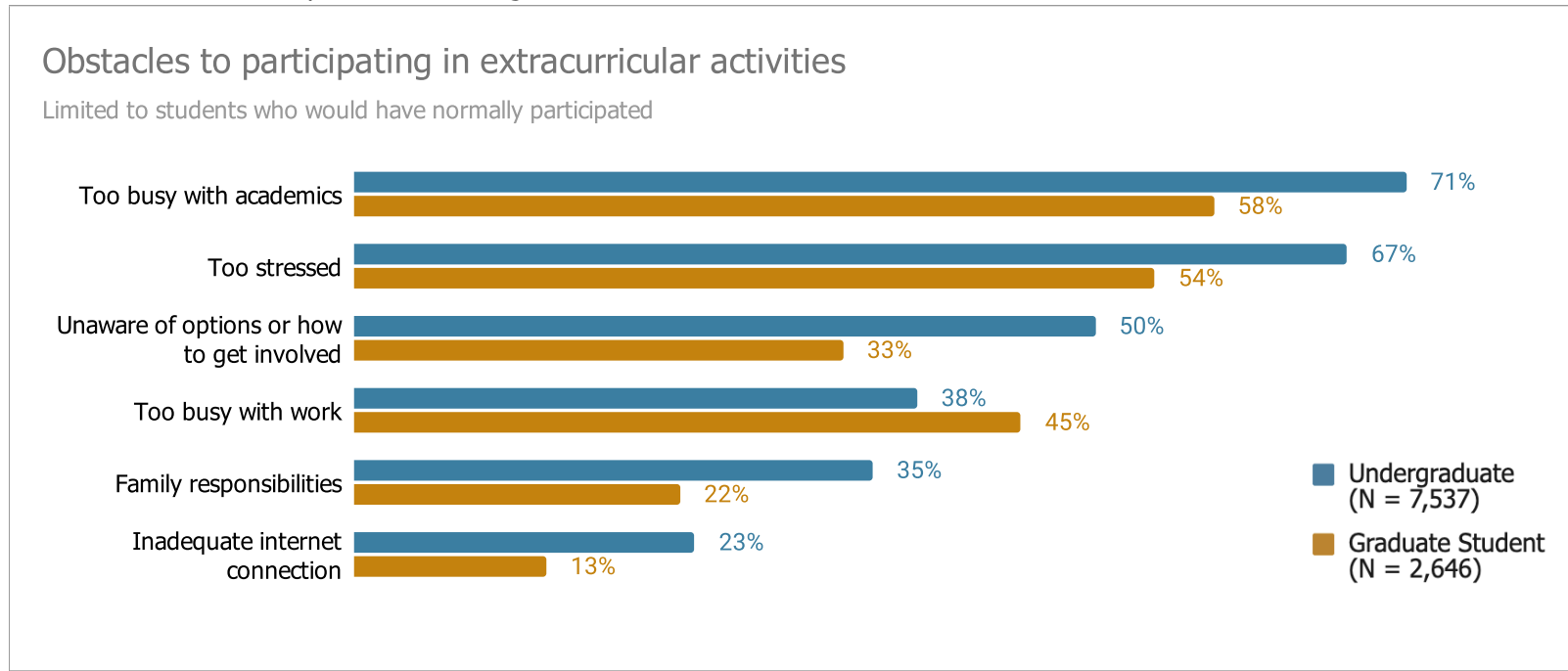


Extracurricular activities

91% of undergraduates and 80% of graduate students would normally participate in extracurricular activities under non-pandemic conditions. Only a fraction participated remotely in Fall 2020.



While large proportions of students were too busy with academics or too stressed to participate in extracurricular activities, many also did not know their options or how to get involved.



Spring 2021 plans

Undergraduates

96% (n = 7,861) of surveyed undergraduates were planning to enroll and 2% (n = 177) were unsure about enrolling in Spring 2021.

98% of undergraduates may enroll



Planned geographic location of undergraduates for Spring 2021 (N = 8,022)

63% Bay Area



Planned housing types for undergraduates in the Bay Area (N = 4,987)

23% California, not Bay Area

4% US, not California

5% Outside of the US

5% Unsure

40% Rent an apartment, house, or condo

27% Parent or relative's home

22% University-owned or -managed housing

5% Co-op / sorority or fraternity

2% Other

2% Don't know

Graduate students

98% (n = 3,148) of surveyed graduate students were planning to enroll and 1% (n = 47) were unsure about enrolling in Spring 2021.

99% of graduate students may enroll



Planned geographic location of graduate students for Spring 2021 (N = 3,193)

75% Bay Area



Planned housing types for graduate students in the Bay Area (N = 2,340)

7% California, not Bay Area

8% US, not California

5% Outside of the US

4% Unsure

73% Rent an apartment, house, or condo

6% Parent or relative's home

13% University-owned or -managed housing

6% Property you own or are buying

1% Other

1% Don't know